

# Jim Witt Long Range Calendar



**2011-2012**

# October 2011



Toll Free 1-800-287-1003  
 Studio Line (207) 990-3100  
 Business Line (207) 990-2800  
 Fax (207) 990-2444



Sunday	Monday	Tuesday	Wednesday	Thursday	Friday	Saturday
						1 FAIR & COOL
2 RAIN SHOWERS	1st Quarter 3 GENERALLY FAIR	4	5 INCREASING CLOUDS, THEN SHOWERS & THUNDERSHOWERS	6	7	8 CLEARING
9 MOSTLY CLOUDY, LIGHT SHOWERS	10	Full Moon 11 BECOME HEAVIER, THEN END	12	13 GENERALLY FAIR & SEASONABLE	14	15
16	17	18 INCREASING CLOUDS, THEN RAIN SHOWERS	Last Quarter 19	20	21	22 FAIR
23 FAIR WEATHER CONTINUES	24	25	New Moon 26 RAIN SHOWERS DEVELOPING	27	28 FAIR	29 SHOWERS DEVELOPING
30 STILL A FEW SHOWERS	31					



# December 2011





Toll Free 1-800-287-1003  
 Studio Line (207) 990-3100  
 Business Line (207) 990-2800  
 Fax (207) 990-2444

Sunday	Monday	Tuesday	Wednesday	Thursday	Friday	Saturday
				1 FAIR & MILD	1st Quarter 2	3 COLDER
4 SNOW, HEAVIER TO THE SOUTH	5	6	7 GENERALLY FAIR & SEASONABLY COOL	8	9	10 Full Moon
11	12 OCCASIONALLY	13 LIGHT SNOW, THEN TURNING COOLER	14	15	16 FAIR & CHILLY	17 3rd Quarter
18 FAIR, BECOMING MILDER	19	20 LIGHT RAIN OR SNOW SHOWERS	21	22 GENERALLY FAIR WEATHER	23	24 New Moon
25 OCCASIONALLY	26 LIGHT SNOW	27 MODERATE SNOW TAPPERING OFF	28	29	30	31 FEW LIGHT RAIN SHOWERS
						

# January 2012



Toll Free 1-800-287-1003  
 Studio Line (207) 990-3100  
 Business Line (207) 990-2800  
 Fax (207) 990-2444

Sunday	Monday	Tuesday	Wednesday	Thursday	Friday	Saturday
1st Quarter 1	2 GENERALLY FAIR & MILD	3	4	5	6 SHOWERS	7 CLEARING
8 GENERALLY FAIR	Full Moon 9	10 LIGHT SNOW	11	12 CLEARING	13 FAIR & COLD	14 MILDER
15 FAIR	3rd Quarter 16	17 A FEW LIGHT SHOWERS	18	19 PARTLY CLOUDY	20 LIGHT SNOW	21 PARTLY CLOUDY
22 FAIR	New Moon 23 SNOW SHOWERS	24	25 PARTLY CLOUDY & MILD	26	27	28 RAIN (HEAVY)
29 RAIN POSSIBLY CHANGING TO SNOW	1st Quarter 30 PARTLY CLOUDY	31 BEFORE ENDING				
						

# February 2012





Toll Free 1-800-287-1003  
 Studio Line (207) 990-3100  
 Business Line (207) 990-2800  
 Fax (207) 990-2444

Sunday	Monday	Tuesday	Wednesday	Thursday	Friday	Saturday
			1 CHANCE OF SNOW (HEAVY) CHANGING TO RAIN	2	3 GENERALLY FAIR	4
5 CHANCE OF LIGHT SNOW	6	7 Full Moon FAIR & SEASONABLE	8	9 LIGHT SNOW	10 INCREASING CLOUDS,	11 THEN SOME SNOW
12 ANY SNOW ENDS	13 GENERALLY FAIR	14 3rd Quarter	15	16 INCREASING CLOUDS, THEN SOME SNOW	17	18 FAIR
19	20 GENERALLY FAIR	21 New Moon	22 RAIN	23 POSSIBLY ENDING AS SNOW	24	25 FAIR
26	27	28 GENERALLY FAIR	29 1st Quarter	30		

# March 2012



Toll Free 1-800-287-1003  
 Studio Line (207) 990-3100  
 Business Line (207) 990-2800  
 Fax (207) 990-2444

Sunday	Monday	Tuesday	Wednesday	Thursday	Friday	Saturday
				1 MOSTLY CLOUDY, FEW RAIN OR SNOW SHOWERS	2	3
4	5 GENERALLY FAIR	6	7	Full Moon 8 INCREASING CLOUDS THEN SOME SNOW OR RAIN	9	10
Daylight Savings Time Begins 11	12	13	14	3rd Quarter 15 WINDY AND COOLER	16	17 RAIN SHOWERS
18 FAIR	19 SOME RAIN OR SNOW	20	21 GENERALLY FAIR	New Moon 22	23 LIGHT SNOW	24 MOSTLY CLOUDY
25 FAIR	26 SHOWERS	27	28 GENERALLY FAIR	29	1st Quarter 30 RAIN OR WET SNOW	31
						

# April 2012





Toll Free 1-800-287-1003  
 Studio Line (207) 990-3100  
 Business Line (207) 990-2800  
 Fax (207) 990-2444

Sunday	Monday	Tuesday	Wednesday	Thursday	Friday	Saturday
1 INCREASING CLOUDS, THEN RAIN	2	3 PARTLY CLOUDY	4	5 SHOWERS & THUNDERSHOWERS THEN CLEARING, BREEZY & COLDER	6 Full Moon	7
8 FAIR & MILD, THEN COLDER WITH SNOW	9	10	11 FAIR	12 RAIN	13 3rd Quarter	14 FAIR
15 SHOWERS	16 FAIR	17 SHOWERS	18	19 GENERALLY FAIR	20	21 New Moon
22 FAIR & MILD, THEN COLDER WITH SNOW OR RAIN	23	24	25	26 GRADUAL CLEARING	27	28
29 1st Quarter LIGHT SHOWERS	30 PARTLY CLOUDY					
						

# May 2012





Toll Free 1-800-287-1003  
 Studio Line (207) 990-3100  
 Business Line (207) 990-2800  
 Fax (207) 990-2444

Sunday	Monday	Tuesday	Wednesday	Thursday	Friday	Saturday	
		1	2	3	4	5 Full Moon	
		←-----→					
6	7 SHOWERS, THEN PARTLY	8 CLOUDY & COOLER	9	10	11	12 3rd Quarter	
←-----→			←-----→		←-----→		
13 SHOWERS & THUNDERSHOWERS	14 FAIR & COOLER	15 LIGHT SHOWERS	16	17	18	19	
←-----→		←-----→					
New Moon 20 FAIR, & SEASONABLE	21	22	23 RAIN, POSSIBLY HEAVY	24	25	26 FAIR & MILD	
←-----→		←-----→		←-----→			
27 THUNDERSTORMS, THEN CLEARING	1st Quarter 28 & COOLER	29	30	31			
←-----→			←-----→				
							

# June 2012





Toll Free 1-800-287-1003  
 Studio Line (207) 990-3100  
 Business Line (207) 990-2800  
 Fax (207) 990-2444

Sunday	Monday	Tuesday	Wednesday	Thursday	Friday	Saturday
					1 LIGHT SHOWERS	2 FAIR
3	Full Moon 4 GENERALLY FAIR	5	6 LIGHT SHOWERS	7 FAIR & MILD	8	9 BECOMING CLOUDY
10 SHOWERS	3rd Quarter 11 CLEARING	12 SHOWERS	13	14 BECOMING FAIR & SEASONABLE	15	16
17 MODERATE SHOWERS	18 MOSTLY CLOUDY WITH A FEW MORE SHOWERS	New Moon 19	20	21	22 GENERALLY FAIR & MILD	23
24 FAIR	25 MOSTLY CLOUDY, OCCASIONAL RAIN	1st Quarter 26	27	28 FAIR	29 SHOWERS	30 FAIR
						

# July 2012





Toll Free 1-800-287-1003  
 Studio Line (207) 990-3100  
 Business Line (207) 990-2800  
 Fax (207) 990-2444

Sunday	Monday	Tuesday	Wednesday	Thursday	Friday	Saturday
1 SHOWERS	2 FAIR & MILD	New Moon 3	4	5	6	7
PARTLY TO MOSTLY CLOUDY WITH SCATTERED RAIN SHOWERS						
8	9	1st Quarter 10	11	12	13	14
SHOWERS END, THEN FAIR, BECOMING WARMER & MORE HUMID						
15	16	Full Moon 17	18	19	20	21
SHOWERS & THUNDERSHOWERS, THEN CLEARING, BREEZY, COOLER & LESS HUMID						
22	23	Last Quarter 24	25	26	27	28
CONTINUED FAIR						
29	30	31				
GENERALLY FAIR & SEASONABLE						
						

# August 2012





Toll Free 1-800-287-1003  
 Studio Line (207) 990-3100  
 Business Line (207) 990-2800  
 Fax (207) 990-2444

Sunday	Monday	Tuesday	Wednesday	Thursday	Friday	Saturday
			Full Moon 1 INCREASING CLOUDS THEN SHOWERS & THUNDERSTORMS	2	3	4 FAIR
5 FEW LIGHT SHOWERS THEN FAIR & SEASONABLE	6	7	8 SHOWERS & THUNDERSHOWERS, THEN CLEARING, BREEZY & COOL	3rd Quarter 9	10	11
12	13 GENERALLY FAIR & SEASONABLY WARM	14	15	16	New Moon 17 SHOWERS & THUNDERSHOWERS	18
19 FEW SHOWERS	20	21 FAIR & WARM	22	23 THUNDER SHOWERS	1st Quarter 24 GENERALLY FAIR	25
26 FAIR	27 SHOWERS & THUNDERSHOWERS	28	29 GENERALLY FAIR & VERY WARM	30	31	
						

# September 2012





Toll Free 1-800-287-1003  
 Studio Line (207) 990-3100  
 Business Line (207) 990-2800  
 Fax (207) 990-2444

Sunday	Monday	Tuesday	Wednesday	Thursday	Friday	Saturday
						1 FAIR
2 GENERALLY FAIR & VERY WARM	3	4	5 FAIR & MORE SEASONABLE	6	7	8 3rd Quarter SHOWERS
9 SHOWERS CONTINUE	10	11	12 GENERALLY FAIR & SEASONABLE	13 SHOWERS	14	15 New Moon
16 SHOWERS & THUNDERSHOWERS	17	18	19 CLOUDY, MORE RAIN, SOME HEAVY	20	21	22 1st Quarter FEW SHOWERS
23	24 PARTLY TO MOSTLY CLOUDY WITH SOME RAIN SHOWERS	25	26	27	28 FAIR	29 Full Moon SHOWERS
30 MOSTLY CLOUDY						

# October 2012





Toll Free 1-800-287-1003  
 Studio Line (207) 990-3100  
 Business Line (207) 990-2800  
 Fax (207) 990-2444

Sunday	Monday	Tuesday	Wednesday	Thursday	Friday	Saturday
	1	2	3 GENERALLY FAIR	4	5	6
7 GENERALLY FAIR	3rd Quarter 8	9	10 RAIN, POSSIBLY HEAVY	11	12 FAIR	13 SHOWERS
14	New Moon 15	16	17 GENERALLY FAIR & MILD	18	19	20
1st Quarter 21	22 FAIR & MILD	23	24	25 PARTLY TO MOSTLY CLOUDY, SCATTERED RAIN SHOWERS	26	27
28	Full Moon 29	30	31			
PARTLY TO MOSTLY CLOUDY, SCATTERED RAIN SHOWERS						
						

# November 2012



Toll Free 1-800-287-1003  
 Studio Line (207) 990-3100  
 Business Line (207) 990-2800  
 Fax (207) 990-2444

Sunday	Monday	Tuesday	Wednesday	Thursday	Friday	Saturday
				1	2 GENERALLY FAIR	3
4 GENERALLY FAIR	5	3rd Quarter	6	7	8	9
CLOUDY, COOL CHANGE OF RAIN OR WET SNOW (HEAVY) CHANGING TO RAIN						
11 RAIN ENDING	12	New Moon	13	14	15 GENERALLY FAIR	16
18	19	1st Quarter	20	21	22	23
LIGHT RAIN OR SNOW GENERALLY FAIR & SEASONABLE CHANCE OF WET SNOW (HEAVY)						
25	26	27	Full Moon	28	29	30
STILL THE CHANCE OF SOME RAIN OR SNOW FAIR LIGHT SNOW FAIR						
						



# Winter Watches, Advisories & Warnings

The National Weather Service issues watches, advisories and warnings for hazardous winter weather events.

**WINTER STORM WATCH** -- Severe winter weather conditions may occur, but there is no immediate threat. (Freezing rain, sleet or heavy snow may be in combination or separate.)

**WINTER WEATHER ADVISORY** -- Used when a winter weather event is not expected to reach warning criteria, but the condition is important enough to be brought to the attention of the public.

**WINTER STORM WARNING** -- Severe winter weather conditions are imminent.

**HEAVY SNOW WARNING** -- A snowfall of at least 4 inches in 12 hours or 6 inches in 24 hours is expected. (Heavy snow can mean lesser amounts where winter storms are infrequent and greater amounts where heavy snow is common.)

**BLIZZARD WARNING** -- Considerable falling and/or blowing snow and sustained winds of at least 35 mph are expected for several hours.

**HIGH WIND WARNING** -- Sustained winds of at least 40 mph or gusts of at least 50 mph or greater are expected to last for at least 1 hour (in some areas, this means strong, gusty winds occurring in shorter time periods.)

## Wind Chill Information

Wind Chill Equivalent Temperature Table  
Dry Bulb Temperature (°F)

Wind Speed (mph)	45	40	35	30	25	20	15	10	5	0	-5	-10	-15	-20	-25	-30	-35	-40	-45
5	45	40	35	30	25	20	15	10	5	0	-5	-10	-15	-20	-25	-30	-35	-40	-45
10	43	37	32	27	22	16	11	6	0	-5	-10	-15	-21	-26	-31	-36	-42	-47	-52
15	34	28	22	16	10	3	-3	-9	-15	-22	-27	-34	-40	-46	-52	-58	-64	-71	-77
20	29	23	16	9	2	-5	-11	-18	-25	-31	-38	-45	-51	-58	-65	-72	-78	-85	-92
25	26	19	12	4	-3	-10	-17	-24	-31	-39	-46	-53	-60	-67	-74	-81	-88	-95	-103
30	23	16	8	1	-7	-15	-22	-29	-36	-44	-51	-59	-66	-74	-81	-88	-96	-103	-110
35	21	13	6	-2	-10	-18	-25	-33	-41	-49	-56	-64	-71	-79	-86	-93	-101	-109	-116
40	20	12	4	-4	-12	-20	-27	-35	-43	-51	-58	-67	-74	-82	-89	-97	-105	-113	-120
45	19	11	3	-5	-13	-21	-29	-37	-45	-53	-60	-69	-76	-84	-92	-100	-107	-115	-123
45	18	10	2	-6	-14	-22	-30	-38	-45	-54	-62	-70	-78	-85	-93	-102	-109	-117	-125

Wind has a chilling effect on the body, removing body heat from exposed flesh. The wind chill equivalent temperature table indicates the magnitude of the cooling. Find temperature along top or bottom, wind speed along either side. For a given temperature and wind speed, where the column and row intersects, that is the equivalent wind chill temperature. For example, an air temperature of 20°F with a wind of 10 mph would have the same cooling effect on exposed flesh as a 3°F temperature in a calm wind.

--Very Cold--

--Bitter Cold--

--Extreme Cold--

# Lightning/Floods

An average of about 150 people a year are killed by lightning, and reported injuries are nearly twice that. Nearly all deaths and injuries could be prevented by observing common sense safety rules.

## SAFETY RULES

- Stay indoors until the storm is well past. Dangerous lightning strikes have occurred up to 15 miles behind the storm cloud.
- Stay away from open doors, windows, fireplaces, radiators, stoves, sinks and telephones.
- Do not use electrical equipment like hair dryers.
- Do not use hard-wired telephones until the storm is well past. Cordless phones are safe providing the tele-phone outlet box is not near the user.
- Do not use metal objects like fishing rods and golf clubs. Remove metal spiked golf shoes if caught in the open. Avoid metal fences.
- Get out of the water and off small boats.
- Stay in your all-metal automobile which offers excellent lightning protection. Leave non-metal roof auto mobiles, such as convertibles.
- Find shelter. When shelter in buildings is lacking, your best protection is a cave, ditch or depression.
- Avoid the highest object in the area. Stay away from isolated trees by keeping twice as far away as the height of the trees.
- Drop to the ground immediately if your hair stands on end or your skin tingles, lightning may be about to strike you.

## HOW FAR AWAY IS THE STORM?

Sound travels much more slowly than light. This difference in speed can be used to estimate the distance to a lightning strike. Count the seconds between the thunder and the lightning flash. *Every five seconds is equal to about 1 mile.*

Seek shelter before the storm is near. Lightning discharges can suddenly occur in a new area of the storm and it could be much closer than previous strikes.

Lightning flashes go from cloud to cloud, from cloud to ground, or from ground to cloud. The charge may reach one hundred million volts.

## STEPS IN A TYPICAL LIGHTNING FLASH

- A faint streak moves downward inside the cloud.
- A surge of electricity pushes it along one hundred feet or more at a time; it pauses, then moves on.
- A charge flows upward from a tall building or a tree to join the charge coming from the cloud.
- The discharge becomes strong enough to light up the paths. You see them as a lightning flash.

*All this takes less than a second.*

A lightning flash may be two or three hundred feet long; sometimes it's much longer, as much as four or five miles. The flash looks quite wide, but most of what you see is glowing air. The flash itself may be only as wide as a pencil. It's very hot. Sometimes the temperature reaches 30,000°C - that's five times hotter than the sun.

## KINDS OF LIGHTNING

**SHEET** - covers a wide area. May be inside a cloud or between clouds.

**FORKED** - two or more lightning paths, usually between clouds and the ground.

**STREAK** - also called Ribbon - the kind we usually think of. May be between clouds, or between clouds and earth.

**HEAT** - streak lightning far enough away so we hear no thunder, and cannot see the streak.

**BALL** - slow moving, glowing ball about ten inches or so across that appears to emerge from a storm cloud. May last four or five seconds.

## FLOOD WATCH

Issued when there are indications of amounts of precipitation that could cause flooding in and near headwaters. A flood watch may also be issued when there is a flash flood threat.

Residents in flood prone areas should watch streams for rising waters and monitor radio or TV for warnings or the latest information.

## FLOOD WARNING

Issued when a stream or river is forecast to spill over its banks. A river stage or height is forecast to indicate areas where movable property should be relocated and other precautions taken. Residents in flood prone areas are encouraged to know and relate gauge heights to their safety and property. It is also important to know the height at which evacuation routes become impassable to avoid being stranded.

# Mother Natures Coming Attractions

The dates listed below have a high probability of causing **future weather problems**. On these dates, expect rain and thunderstorms during the Spring, Summer and Autumn months. During the wintertime, the precipitation may be in the form of **snow**.

More often than not...these events will be followed by **strong northwesterly winds, clearing skies, and cooler or colder temperatures**.

A portion of this research will be used to construct future **long-range weather calendars**.

## Important Dates *to Watch in the Future!*

November 23-25, 2011	{ 3 }	February 5-7, 2014	{ 3 }	January 4-6, 2016	{ 3 }
December 7-9, 2011	{ 1 }	February 6-8, 2014	{ 1 }	January 24-26, 2016	{ 3 }
December 13-15, 2011	{ 3 }	February 27-March 1, 2014	{ 3 }	January 27-29, 2016	{ 1 }
		April 19-21, 2014	{ 1 }	April 8-10, 2016	{ 1 }
February 17-19, 2012	{ 1 }	June 6-8, 2014	{ 3 }	April 27-29, 2016	{ 3 }
March 7-9, 2012	{ 2 }	June 30-July 2, 2014	{ 1&3 }	May 21-23, 2016	{ 3 }
March 11-13, 2012	{ 3 }	September 8-9, 2014	{ 2 }	June 19-21, 2016	{ 1 }
April 3-5, 2012	{ 3 }	September 10-12, 2014	{ 1 }	August 29-September 1, 2016	{ 1&3 }
April 29-May 1, 2012	{ 1 }	October 3-5, 2014	{ 3 }	September 16-18, 2016	{ 2 }
July 10-12, 2012	{ 1 }	October 6-8, 2014	{ 2 }	September 21-23, 2016	{ 3 }
July 14-16, 2012	{ 3 }	October 24-26, 2014	{ 3 }	October 15-17, 2016	{ 2 }
August 7-9, 2012	{ 3 }	November 21-23, 2014	{ 1 }	November 10-12, 2016	{ 1 }
September 20-22, 2012	{ 1 }			December 18-20, 2016	{ 3 }
November 5-7, 2012	{ 3 }	January 20-22, 2015	{ 3 }		
November 25-27, 2012	{ 3 }	February 1-3, 2015	{ 1 }		
December 1-3, 2012	{ 1 }	February 10-12, 2015	{ 3 }		
		April 14-16, 2015	{ 1 }		
February 10-12, 2013	{ 1 }	May 18-20, 2015	{ 3 }		
February 22-24, 2013	{ 3 }	June 10-12, 2015	{ 3 }		
March 16-18, 2013	{ 3 }	June 25-27, 2015	{ 1 }		
April 23-25, 2013	{ 1 }	September 5-7, 2015	{ 1 }		
June 25-27, 2013	{ 3 }	September 16-18, 2015	{ 3 }		
July 4-6, 2013	{ 1 }	September 26-28, 2015	{ 2 }		
July 19-21, 2013	{ 3 }	October 8-10, 2015	{ 3 }		
September 14-16, 2013	{ 1 }	October 25-27, 2015	{ 2 }		
October 20-22, 2013	{ 3 }	November 16-18, 2015	{ 1 }		
November 9-11, 2013	{ 3 }				
November 25-27, 2013	{ 1 }				

## KEY TO NUMBERS ABOVE {1} {2} & {3}

{1} These dates are associated with high energy cycles on the Sun. On occasion these dates may feature intense storms.

{2} These dates are associated with specific locations of the Sun and Moon. Again, they may be associated with intense storms, often followed by brisk northwest winds and cooler or colder temperatures.

{3} These dates have a planetary connection. During Spring, Summer and Autumn expect a higher probability of rain or even heavy thunderstorms, followed by strong northwesterly winds, clearing skies and briefly cooler or colder temperatures. (Cold Front Passage)